TAP NFC

3alogics
E book 바로가기

경기도 성남시 분당구 황새울로 240번길 3, 714(현대오피스빌딩) | 경기도 성남시 분당구 수내동 9-4 현대오피스빌딩 714
7th FL., Hyundai-office Bldg., 9-4 Sunae-dong, Bundang-gu, Seongnam-si, Gyeonggi-do, 463-783, KOREA
Tel +82-31-715-7117 **Fax** +82-31-719-7551 **Web** www.3alogics.com

Smart NFC choice for your life

3ALogics

CEO Message

NFC has become a core technology in making the IoT World a reality.
With extensive IT SoC experiences, 3ALogics is dedicated in development of NFC IC & Dynamic Tag IC and making the IoT-World (BLE, Wireless Charging) a part of our lives.
With our focus in NFC & IoT, 3ALogics is taking necessary steps to become a global leader in NFC SoC development.

Technology is changing quite rapidly turning yesterday's technology into an useless item overnight.
NFC technology is the same. Therefore, all our executives and employees are constantly updating technology movements while maintaining creativity in our new technology development and making efforts.
In addition, 3ALogics puts customer satisfaction the number one priority, believing that each customer's success is our own success story, therefore, emphasizing customer technical service.

Moreover, 3ALogics has implemented an internal management system to track business ethics for both executives and employees.
Corporate profits that transparently turns to profits for both employees and stockholders that is the system that I believe is a key success factor in making 3ALogics a global leader in NFC SoC.

Thank you

Best Regards, 3ALogics Inc.

Co-representative

Pyeong-Han Lee. Kwang-Beom Park

CONTENTS

NFC Reader IC



TRH031M-S

13.56MHz HF Reader IC

Specifications	
Frequency	13.56MHz
Protocol	ISO/IEC 14443 A/B, 15693, Tag-it Protocols
Modulation Type	ASK 5~35% & ASK 100%
Operating Range	Up to 10cm
Supply Voltage	2.9V ~ 3.6V
Package	32pin LQFP (7.0mm x 7.0mm)

Features

- Performs Analog and Digital mixed operations as standards indicated
- Power consumption minimization
  - Hardware/Software power down function
  - Minimized leakage and stand-by current
- Functions for microprocessor interface
  - 128bytes FIFO buffer for immediate data storage
  - 4 type of Parallel interface and SPI Serial interface
- Two Transmit driver can be configured
- Auto calibration function for the analog receiver
- Transmit power and modulation index configuration
- Adjustable receiver sensitivity depends on noise condition
- Data rate and pulse width configuration according to protocol standards

TRH033M-S

13.56MHz HF Reader IC

Specifications	
Frequency	13.56MHz
Protocol	ISO/IEC 14443 A/B, 15693, Tag-it Protocols
Modulation Type	ASK 5~35% & ASK 100%
Operating Range	Up to 10cm
Supply Voltage	2.9V ~ 3.6V
Package	32pin LQFP (7.0mm x 7.0mm)

Features

- Performs Analog and Digital mixed operations as standards indicated
- Power consumption minimization
  - Hardware/Software power down function
  - Minimized leakage and stand-by current
- Functions for microprocessor interface
  - 128bytes FIFO buffer for immediate data storage
  - 4 type of Parallel interface and SPI Serial interface
- Two Transmit driver can be configured
- Auto calibration function for the analog receiver
- Transmit power and modulation index configuration
- Adjustable receiver sensitivity depends on noise condition
- Data rate and pulse width configuration according to protocol standards

TNR100

13.56MHz NFC Reader IC

Specifications	
Frequency	13.56MHz
Operating Temp	-40 ~ 125°C
Protocol	ISO/IEC 14443 A/B, 15693 Standards I-CODE, Tag-It, Felica, Jewel Protocols, ISO/IEC 18092
Modulation Type	ASK 5~35% & ASK 100%
Operating Range	Up to 10cm depending on Tag type
Supply Voltage	3.3V~5.0V TX Power 3.0V analog and logic power
ESD(HBM)	8kV
Host Interface	SPI/I2C
Internal LDO	Yes
Certification	AEC-Q100 (Grade1)
Package	24pin QFN (4.0mm x 4.0mm)

Features

- Basic information
  - 13.56MHz Multi-protocol NFC Reader IC
  - Internal Card detector (include internal OSC: 50kHz)
- Performs Analog and Digital mixed operation as standards indicated
  - Modulation/Demodulation, Encoding/Decoding
  - Framing and Collision Detection for Anti-collision
- Functions for microprocessor interface
  - 256 bytes FIFO buffer for immediate data storage
  - Configurable interrupt can inform event to microprocessor
  - Configurable and Adjustable timer function can cooperated with transceiver state and interrupt
- Power consumption minimization
  - Hardware/Software power down function
  - Minimized leakage and stand-by current

TNR200

13.56MHz NFC Reader IC

Specifications	
Frequency	27.12MHz
Operating Temp	-40 ~ 125°C
Protocol	ISO/IEC 14443 A/B, 15693 Standards I-CODE, Tag-It, Felica, Jewel Protocols, ISO/IEC 18092
Modulation Type	ASK 5 ~ 35% & ASK 100%
Operating Range	Up to 10cm depending on Tag type
Supply Voltage	1.62 ~ 5.5V (VBAT)
Package	32pin QFN (4.0mm x 4.0mm)

Features

- Operating mode: Reader/Writer and Card emulation, Active and passive peer to peer
- Active and passive peer to peer initiator and target modes, up to 424 kbit/s
- Low power card detection
- Low power NFC active and passive target modes
- Transmitter
  - Improvement of RF-Power
  - RF shape control and Dynamic power control
  - Active modulation for P2P
- Receiver
  - Improvement of Sensitivity
  - I/Q Receiver Architecture
  - AGC(RSSI) Function
- Calibration of Antenna tuning
- 512-byte FIFO

NFC Tag IC

TNB122M

NFC Dynamic Tag IC

Specifications	
Frequency	13.56MHz
Operating Temp	-40 ~ 85℃
Protocol	NFC Forum Type 2 Tag ISO/IEC 14443 A
Data Rate	106kbps
Supply Voltage	1.62V ~ 3.6V (VCC)
Host Interface	I2C
Memory	1Kbyte EEPROM, 64byte SRAM
Package	8pin XQFN (1.6mm X 1.6mm)

Features

- Functions for microprocessor interface
  - I2C slave (up to 400kHz)
  - IRQ output to advise Tag status monitoring
- Energy Harvesting
  - Rectifier power out (VREC) up to 20mW, Not regulated
  - Depending on external RF and antenna condition
- Power consumption minimization
  - Optimized Logic and internal gated low frequency clock
  - Minimized leakage and stand by current
- 32-bit Password protection to prevent unauthorized memory access
- Lock and Capability Container (CC) byte with anti-tearing protection
- Lock and CC bytes with OTP access bits

TNB132M

NFC Dynamic Tag IC

Specifications	
Frequency	13.56MHz
Operating Temp	-40 ~ 85℃
Protocol	NFC Forum Type 3 Tag JIS 6319-4
Data Rate	214 / 424kbps
Supply Voltage	2.0V ~ 3.6V (VCC)
Host Interface	I2C
Memory	1Kbyte EEPROM,64byte SRAM
Package	8pin XQFN (1.6mm X 1.6mm)

Features

- Functions for microprocessor interface
  - I2C slave (up to 400kHz)
  - IRQ output to advise Tag status monitoring
- Energy Harvesting
  - Rectifier power out (VREC) up to 20mW, Not regulated
  - Depending on external RF and antenna condition
- Power consumption minimization
  - Optimized Logic and internal gated low frequency clock
  - Minimized leakage and stand by current

TNP200M

NFC Dynamic Tag IC



Specifications	
Frequency	13.56MHz
Operating Temp	-40~ 85℃
Protocol	NFC Forum Type 2 Tag
Data Rate	106kbps
Interface	Open drain mode port
Memory	184byte LogicNVM(100,000 cycle endurance)
Memory Access Protection	32bit password
UID	7-byte UID
Package	DOW (Die on Wafer) *Au bump / 120μm thickness / On film carrier

Features

- Configurable RF field or Tamper detection Pin RFTP
- True Anticollision
- Non-Volatile Memory
  - 184 bytes organized in 46 pages with 4 bytes per page
  - 144 bytes for user data area (36 pages)
  - 40 bytes for UID/CC/LO CK/System configuration area (10 pages)
  - Password protection with optional limit of unsuccessful attempts
  - Lock and Capability Container (CC) byte with anti-tearing protection
  - Lock and CC bytes with OTP access bits
  - Data retention of 10 years

TDP200M

NFC Passive Tag IC

Specifications	
Frequency	13.56MHz / 860 ~ 960MHz
Operating Temp	-40~ 85℃
Protocol	NFC Forum Type 2 Tag ISO/IEC 14443 A EPC Class1 Generation 2 ISO/IEC 18000-6 mode3
Data Rate	106kbps (NFC) 640K/UL, 160K/DL (EPC)
Interface	Open drain mode port
Memory	3.6Kbits EEPROM
Memory Access Protection	32bit password
UID	7-byte UID (NFC) 96bit TID (EPC)
Package	DOW (Die on Wafer) 8pin XQFN (1.6mm X 1.6mm)

Features

- Dual-band RF Interface
- Embedded 3.6Kbits NVM
  - Shared memory
- Detection function (3mode)
  - RF detection & Tamper detection
  - LED alarm (Tag Select)
- 32bit access and kill passwords

TNB133M

NFC Smart Tag IC

Specifications	
Frequency	13.56MHz
Operating Temp	-40~ 85℃
Protocol	NFC Forum Type 3 Tag JIS 6319-4
Data Rate	212kbps
Supply Voltage	2.0V ~ 3.6V
Em-MCU	Flip8051-Cyclone
Host Interface	UART/I2C
Memory	6Kbyte EEPROM, 2Kbyte RAM
ETC Information	Em-12bit ADC, Sensor Interface, Internal LDO
Package	16pin QFN (4mm X 4mm)

Features

- 4 stage pipeline architecture, 12 times faster than the legacy 80C51/52
- Analog RF field detection and Wakeup
- Integrated RF tuning capacitor
- 4-Channel 12bit-ADC with sensor trigger interface
- Internal 1.8V LDO
- Integrated PWM and Current Drive Sensor Interface Controller
- Energy Harvesting
  - Up to 5.0mA @ 3.0 V (Harvesting VREC)
  - Depend on external antenna and RF Condition

TDB124M

NFC Smart Tag IC

Specifications	
Frequency	13.56MHz / 860 ~ 960MHz
Operating Temp	-40 ~ 85℃
Protocol	NFC Forum Type 2 Tag ISO/IEC 14443 A EPC Class1 Generation 2 ISO/IEC 18000-6 mode3
Data Rate	106kbps(NFC) 640K/UL, 160K/DL(EPC)
Supply Voltage	2.0V ~ 3.6V
Em-MCU	RISC-V E20 Core
Host Interface	UART, I2C
Memory	32KB Program, 4KB data 8KB SRAM / 3.6Kbits Tag memory
ETC Information	12bit ADC, Sensor IO (ROIC) Temperature Sensor
Package	32pin QFN (4mm x 4mm)

Features

- Dual-band RF Interface
- Embedded NVM Memory
  - Shared memory (3.6Kbits)
  - EEPROM 326bytes (Code & Data Configurable memory: default 32KB/4KB)
- Internal Temperature Sensor / RTC
  - Temperature range: -40~ 85℃ / accuracy : ±0.5℃
  - RTC Clock accuracy: ±2%
  - Configurable Temperature interval
- Embedded 12bit SAR ADC
- Embedded ROIC
  - Resistance / Capacitance / Inductance
- Embedded LDO

BLE + NFC IC



TBL1000

BLE 5.0 SoC with NFC Dynamic Tag

Specifications	
Protocol	BLE5.0/802.15.4/2.4GHz Transceiver
Tx Power	Up to +10dBm
Rx Sensitivity	-96/-93dBm@BLE 1/2Mbps -101/-99dBm@BLE 125/500kbps -99.5dBm@IEEE802.15.4 250kbps
Memory	Flash 512KB, SRAM 64KB
NFC Tag	13.56MHz NFC type 3 dynamic tag
MCU	32-bit RISC
Peripherals / Digital Interface	ADC, Temperature sensor / I2C, SPI, UART, GPIO
Package	56pin QFN (7.0mm X 7.0mm)

Features

- Low Power Management: Rx 5.3mA, Tx 4.8mA @ 0dBm
- USB 2.0 Full speed
- Support ISP (In-System Programming) via USB
- Embedded hardware AES and ECC
- 14-bit 10-channel SAR-ADC
- Quadrature decoder
- Embedded Temperature sensor
- NFC Type 3 dynamic Tag with I2C Slave interface with 1KB on-chip EEPROM

TSS1000

BLE 5.1 SoC with NFC Dynamic Tag & EPD Driver

Specifications	
Protocol	BLE5.1/802.15.4/2.4GHz Transceiver
Tx Power	Up to +4dBm
Rx Sensitivity	-97dBm@BLE 1Mbps -104dBm@BLE 125kbps -101dBm@IEEE802.15.4 250kbps
Memory	Flash 192KB, SRAM 24KB
NFC Tag	13.56MHz NFC type 3 dynamic tag
MCU	ARM Cortex-M4 32-bit Processor
Package	48pin LGA (9.0mm X 6.0mm)

Features

- BLE5.1 + IEEE802.15.4 RF Transceiver
- NFC Dynamic Tag
- EPD Driver Controller
- EPD DCDC Booster circuit
- Xtal-32MHz
- ARM Cortex-M4 32-bit processor & 192 KB Flash and 24 KB RAM
- Analog and digital interfaces - Comparator, 14-bit SAR-ADC, I2C, SPI, UART, and GPIO.

IoT Module

TBM-N200S

BLE Module

Specifications	
Protocol	Bluetooth Low Energy 5.0
MCU	64MHz ARM Cortex-M4
Memories	192KB Flash, 24KB RAM
Power Management	3.0 ~ 3.6V Operation voltage 4.6mA Tx(0dBm), 4.6mA Rx(1Mbps)
Digital Interface	1UART, 4GPIOs (3.3V TTL Level)
Antenna	PCB Pattern Antenna
PCB Size	12mm x 24mm x 2.4mm

T4M-C200SD

447MHz Module

Specifications	
Center Frequency	447.275MHz
MCU	8bit 8051
Max Tx Power	9dBm
Rx Sensitivity	-115 dBm
Operation Power	+3.3v
Operating Temperature	-10~ 50°C
PCB Size	58mm x 20mm x 6mm
Range	150m

TWM-D340S

Wi-Fi Module

Specifications	
Protocol	IEEE 802.11b/g/n
Wi-Fi Mode	Station, Soft AP
Frequency Range	2.4GHz, 20MHz channel bandwidth
Max Tx Power	19 dBm@1Mbps DSSS
Rx Sensitivity	-98dBm (802.11b 1Mbps)
MCU	40MHz Cortex-M4
ROM/SRAM/FLASH	256KB / 512KB / 4MB
Interface	2UARTs, SPI, I2C, GPIOs
Supply Voltage	3.0V ~ 3.6V
Antenna	PCB patch
PCB Size	54mm X 20.5mm X 6.8 mm

NFC Reader Module



TRM-500

13.56MHz Multi-Protocol Reader Module



Specifications	
Frequency	13.56MHz
Protocol	ISO/IEC 14443 A/B, ISO/IEC 15693, Felica
PCB Size	39mm x 20mm x 6.5mm
DC Power	5V
TX driver Power	Max. 80mA
Antenna	HF Loop antenna, 42mm x 27mm x 6.5mm Antenna cable 200 mm
Interface	RS232
Operating Range	Up to 70mm
Operating Temp	-20 ~ 65℃

Features

- Supports Protocol
  - ISO/IEC 14443 A, B, ISO/IEC 15693, Felica
- 13.56MHz RFID Reader module
- Based on the TRH033M-S
- Microcontroller – 8K byte Flash, 1K byte SRAM, 512byte EEPROM
- Separated antenna with board
- RS-232 Serial interface

TRM-700

13.56MHz Multi-Protocol Reader Module

Specifications	
Frequency	13.56MHz
Protocol	ISO/IEC 14443 A / B, ISO/IEC 15693 Felica
PCB Size	30mm X 50mm X 11mm
DC Power	5V
TX driver Power	Max. 80mA
Antenna	HF Loop antenna, 28mm X 48mm
Interface	RS232
Operating Range	Up to 50mm
Operating Temp	-20 ~ 65℃

Features

- Supports Protocol
  - ISO/IEC 14443 A, B, ISO/IEC 15693, Felica
- 13.56MHz RFID Reader module
- Based on the TRH033M-S
- Microcontroller – 8k byte Flash, 1K byte SRAM, 512byte EEPROM
- On board HF Loop antenna
- RS-232 Serial interface

TRM-800N

NFC Reader Module (Support ISO/IEC 18092-active P2P)

Specifications	
Frequency	13.56MHz
PCB Size	52mm x 67mm x 4.5mm
DC Power	5V Max
TX Driver Power	80mA
Antenna	HF Loop antenna, 50mm x 37mm x 4.5mm Antenna cable 200 mm
Interface	USB
Operating Range	Up to 70mm
Operating Temp	-20 ~ 65℃

Features

- Based on the TRH033M-S
- Separated antenna with board
- Supports Protocol
  - ISO/IEC 14443 A, B, ISO/IEC 15693, Felica, Topaz, ISO/IEC 18092 (Active P2P)
- Support ISO/IEC 18092 (NFCIP-1) / ECMA 340
  - RFID Reader and Writer mode
  - Peer to Peer mode
- Support all NFC Forum tags (Type1 , 2, 3, 4)
- Active initiator and Active/Passive target mode according to ISO/IEC 18092
- Microcontroller– 8k byte Flash, 1K byte SRAM, 512byte EEPROM

TRM-900N

NFC Reader Module (Support ISO/IEC 18092-active P2P)

Specifications	
Frequency	13.56MHz
PCB Size	64mm x 84mm x 4.5mm
DC Power	5V Max
TX Driver Power	100mA
Antenna	HF Loop antenna 56mm x 62mm
Interface	USB
Operating Range	Up to 50mm
Operating Temp	-20 ~ 65℃

Features

- Based on the TRH033M-S
- On board HF Loop antenna
- Supports Protocol
  - ISO/IEC 14443 A, B, ISO/IEC 15693, Felica, Topaz, ISO/IEC 18092 (Active P2P)
- Support ISO/IEC 18092 (NFCIP-1) / ECMA 340
  - RFID Reader and Writer mode
  - Peer to Peer mode
- Support all NFC Forum tags (Type1 , 2, 3, 4)
- Active initiator and Active/Passive target mode according to ISO/IEC 18092
- Microcontroller– 8k byte Flash, 1K byte SRAM, 512byte EEPROM

NFC Study Kit



NDK-100

13.56MHz Multi-Protocol Reader Kit / TNR100 Evaluation Kit

Specifications	
Frequency	13.56MHz
Protocol	ISO/IEC14443 A/B, ISO/IEC15693, ISO/IEC18092, Felica, Tag-It, Jewel, HCE
PCB Size	172mm x 60mm (L x W)
DC Power	5V (USB)
Interface	USB
Operating Range	Up to 10cm depending on Tag type

MCU Feature

· Microcontroller
- ARM 32-bit Cortex – M3
- 120MHz Maximum frequency
- Memories: 128Kbytes Flash, 64Kbytes SRAM
- Communication interface: SPI, I2C, UART, USB

RSK-100

13.56MHz Multi-Protocol Reader Kit / TRH031M-S Evaluation Kit

Specifications	
Frequency	13.56MHz
Protocol	ISO/IEC 14443 A/B, 15693, Tag-it
Reader Size	Standards 110mm x 74mm (L x W)
Antenna Size	80mm x 53mm (L x W)
DC Power	5V (DC jack)
Interface	RS232
Operating Range	Up to 10cm depending on Tag type

MCU Feature

· Microcontroller with 256K byte RAM, 64K byte ROM
· On board HF Antenna Coil
· 16 X 2 Character LCD module

NBK-200

13.56MHz NFC Dynamic Tag / TNB132M Evaluation Kit

Specifications	
Frequency	13.56MHz
Protocol	NFC Forum's NFC-F Technology & Tag Type3
Operating Temp	-40 ~ 85℃
Power	5V USB or 3.3V DC Power
Host interface	UART interface (3.3V TTL Level)
Operating Range	Typ. 5mm ~ 20mm

MCU Feature

· Microcontroller
- ARM 32-bit CortexTM – M3
- 24MHz Maximum frequency
- Memories: 32Kbytes Flash, 4Kbytes SRAM
- Communication interface: I2C, UART
  Based on the TNB-132M Dynamic Tag
  On Board HF Loop antenna

RSK-300

13.56MHz Multi-Protocol Reader Kit / TRH033M-S Evaluation Kit

Specifications	
Frequency	13.56MHz
Protocol	ISO/IEC 14443 A/B, 15693 Standards I-CODE, Tag-It, Felica, Jewel Protocols
Reader Size	110mm x 74mm (L x W)
Antenna Size	80mm x 53mm (L x W)
Balun Module Size	20mm x 20mm (L x W)
DC Power	5V (DC jack)
Interface	RS232
Operating Range	Up to 10cm depending on Tag type

MCU Feature

· Microcontroller with 256K byte RAM, 64K byte ROM
· On board HF Antenna Coil
· 50ohm Matching Antenna system

NBK-300

13.56MHz NFC Dynamic Tag / TNB133M Evaluation Kit

Specifications	
Frequency	13.56MHz
Protocol	NFC Forum's NFC-F Technology & Tag Type3
Operating Temp	-40 ~ 85℃
Power	5V DC Power (USB Power)
Host interface	USB 2.0 full speed interface *Virtual COM (Serial communication)
Dimension	NBK-300Dongle: 45mm X 65mm X12mm Class3 Antenna: 45mm X 73mmX 9mm

MCU Feature

[NBK-300]
· NFC Dynamic TAG and UART interface IoT Sensor Application Board
· Supports Protocol: NFC Forum's NFC-F Technology & Tag Type3
· EEPROM 6Kbyte
(NFC Data memory –1Kbyte / MCU Program memory –5Kbyte)
· Based on the TNB133M / em-Flip8051 (DOLPHIN) MCU
· 5V DC Power (USB Power) / · Operating distance: 10 ~ 30mm
· 3 Switch : External OSC select, External USB Power Select
· Selectable UART interface / · Class3 Coil Antenna
· External Sensor device / · em-Flip8051 (DOLPHIN) MCU

NFC Label Tag

TLT-Series



TLTC1 Label Tag

Tag Overview

Antenna Materials	Al foil on PET
Operation Frequency	13.56 (HF)
ACP	AC 265
IC	TNP200M
Antenna size	15Φ (±0.2 Φ)

Side View of Wet Inlay

Inlay Layout (mm)	No.	Thickness	Material	
1. Substrate	1	0.298 mm	White coated paper	68um
2. Adhesive	2		Acryl	16um
3. Adhesive	3		Silicone	120um
4. Antenna	4		Aluminum + PET	78um
5. Adhesive	5		Acryl	16um
6. Liner	6	0.053 mm	60g/m², Release paper	

TLTC2 Label Tag

Tag Overview

Antenna Materials	Al foil on PET
Operation Frequency	13.56 (HF)
ACP	AC 265
IC	TNP200M
Antenna size	20Φ (±0.2 Φ)

Side View of Wet Inlay

Inlay Layout (mm)	No.	Thickness	Material	
1. Substrate	1	0.298 mm	White coated paper	68um
2. Adhesive	2		Acryl	16um
3. Chip	3		Silicone	120um
4. Antenna	4		Aluminum + PET	78um
5. Adhesive	5		Acryl	16um
6. Liner	6	0.053 mm	60g/m², Release paper	

TLTR1 Label Tag

Tag Overview

Antenna Materials	Al foil on PET
Operation Frequency	13.56 (HF)
ACP	AC 265
IC	TNP200M
Antenna size	33mm x 33mm (±0.2 mm)

Side View of Wet Inlay

Inlay Layout (mm)	No.	Thickness	Material	
1. Substrate	1	0.298 mm	White coated paper	68um
2. Adhesive	2		Acryl	16um
3. Chip	3		Silicone	120um
4. Antenna	4		Aluminum + PET	78um
5. Adhesive	5		Acryl	16um
6. Liner	6	0.053 mm	60g/m², Release paper	

TTPLT-Series

TTPLTR1 Tamper proof Label Tag

Tag Overview

Antenna Materials	Al foil on PET
Operation Frequency	13.56 (HF)
ACP	AC 265
IC	TNP200M
Antenna size	16mm x 55mm (±0.2 mm)

Side View of Wet Inlay

Inlay Layout (mm)	No.	Thickness	Material	
1. Substrate	1	0.298 mm	White coated paper	68um
2. Adhesive	2		Acryl	16um
3. Chip	3		Silicone	120um
4. Antenna	4		Aluminum + PET	78um
5. Adhesive	5		Acryl	16um
6. Liner	6	0.053 mm	60g/m², Release paper	

TTPLTC1 Tamper proof Label Tag

Tag Overview

Antenna Materials	Al foil on PET
Operation Frequency	13.56 (HF)
ACP	AC 265
IC	TNP200M
Antenna size	53mm x 23mm (±0.2 mm)

Side View of Wet Inlay

Inlay Layout (mm)	No.	Thickness	Material	
1. Substrate	1	0.218 mm	PET	38um
2. Antenna	2		Aluminum	40um
3. IC	3		Silicone	120um
4. Adhesive	4		Acryl	20um
5. Liner	5	0.065 mm	80g/m², White adhesive glassine paper	

SMART NFC CHOICE FOR YOUR LIFE

3ALogics is a fabless semiconductor company specializing in 'Near Field Communication (NFC) ICs' and has grown with customers with "customer satisfaction" as its highest value.

3ALogics has numerous titles of "first time in Korea" and has been selected as "Hidden Champion 100(Materials, Components, Equipment)" and "BIG3 (System Semiconductor Field)" in recognition of its core capabilities.

3ALogics will provide NFC ICs and integrated solutions that meet market needs, such as Access Control, Automotive, ESL, Healthcare, Authentication, Cold Chain, Smart Logistics, and become a global IoT enterprise.